The Promise Story

by

Chris DeJong



DVD
inside

Study Guide

Journal

The Promise Story

Study Guide

Journal

This Journal is designed for personal or group study
together with the DVD. You may want to jot down thoughts,
insights or questions that arise as you interact
with the teaching.
The Study Guide questions and comments are simply that—
a guide to stimulate thought and discussion.
Enjoy!

For more
information about
The Promise Story Book, Coloring Book,
prints, gifts and other works by the artist
visit

www.thePromiseStory.com

"The greatest missionary is the Bible in the mother tongue."

William Cameron Townsend (1896-1982)

Copyright © 2010 The Promise
Painted by Chris DeJong

Copyright © 2011 The Promise Story Study Guide and Journal
Written and designed by Chris DeJong

Published by Chris DeJong
5019 Bolean Lake Road
Falkland, BC V0E 1W0

All rights reserved. No part of this publication may be reproduced, stored in a retrieval system or transmitted in any form or by any means—electronic, mechanical, photocopy, recording or any other—except for brief quotations in printed reviews, without the prior permission of the author.

Editorial Assistants: Jerry DeJong, Lorraine Albert-Zorn, Bob and Cindy Delgatty

All Scripture quotations, unless otherwise specified, are taken from *The Ryrie Study Bible* (New American Standard Translation) copyright © 1976, 1978 by The Moody Bible Institute of Chicago. Used by permission of The Lockman Foundation., and from *Blueprint for Living,* copyright © 1967 by Tyndale House Foundation.

Library and Archives Canada Cataloguing in Publication

DeJong, Chris, 1952-
The promise story : study guide journal / Chris DeJong.

Supplement to: The promise story.
ISBN 978-0-9869542-1-4

1. Covenants--Religious aspects--Christianity. 2. Covenants--Biblical teaching. 3. Missions--Biblical teaching. 4. Abraham (Biblical patriarch)--Art.
1. Title.

BS680.C67D45 2011 Suppl. 231.7'6 C2011-903556-1

ISBN 978-0-9869542-1-4

Printed in Canada by
Wayside
3304-33rd Street
Vernon, BC V1T 5T2
www.waysideco..com

Students of the Word

This Study Guide Journal is a companion to **The Promise Story** Book. For your convenience, the scripture references sited in the Book are also found in the back of this Journal.

While there is some teaching in this guide the intent is more to create questions rather than to answer them. God's Word is written for each one of us and if we ask Him, He will direct us to whatever it is that we need to know. Searching for and finding our own answers will have a much greater impact in our lives than having someone else give them to us. It must be God's Word that influences our thinking, not what other people say. *Don't even believe what I have written!*

Go ahead. Ask God to show you. You can trust Him.

Read from a Study Bible that is designed to cross-reference the Old Testament with the New Testament. If you highlight every verse in the NT that is a quote from the OT, and vise versa, you will be amazed at the cohesiveness of Scripture.

Do Inductive Bible Study to learn what the original intent, situation and meaning was; then make the application. "Inductive" literally means "out of" or introduced from the Bible itself. It means *interpreting scripture from the text itself—with no preconceived convictions—through analyzing the evidence and drawing out of it logical conclusions*. There are no hypotheses.

Do word studies from the original Hebrew and Greek with a concordance, to find out what the words actually meant when they were written. Meanings of words can change over time causing us to miss the original intent.

Dig, study, question, pray and learn, learn, learn. The message and meaning of the words in the Bible have the power to change your life forever!

Note to the group study leader:

The Promise Story is divided into five parts with twenty subsections. Some sections are longer than others and some do not require much actual study. It may be helpful to decide in advance how many sessions your group would like to have and divide the study topics to fit that schedule.

May you be blessed beyond measure.

Inductive Bible Study

God's eternal, inerrant Word is your guidebook for all of life, and **inductive** study gives you the key to understanding that guide. Inductive study, a method that brings you directly to the Word of God apart from another's understanding or interpretation of the text, involves three skills: ***observation***, ***interpretation***, and ***application***.

Observation - *Discover what it says*

1. **Begin with Prayer.** Prayer is often the missing element in Bible study. You are about to learn the most effective method of Bible study there is. Yet apart from the work of the Holy Spirit, that's all it will be—a method.

2. **Ask the "5 W's and an H."** As you study any passage of Scripture, train yourself to constantly ask: Who? What? When? Where? Why? How? These questions are the building blocks of precise observation, which is essential for accurate interpretation.

3. **Mark key words and phrases.** A key word is one that is essential to the text. Key words and phrases are repeated in order to convey the author's point or purpose for writing. Key words can be marked using symbols, colors, or a combination of the two.

4. **Make lists.** Making lists can be one of the most enlightening things you do as you study. Lists reveal truths and highlight important concepts. It is also helpful to make a list of what you learn about each key word you mark.

5. **Watch for contrasts and comparisons.** Contrasts and comparisons use highly descriptive language to make it easier to remember what you've learned.

6. **Note expressions of time.** The relationship of events in time often sheds light on the true meaning of the text. Marking them will help you see the sequence or timing of events and lead to accurate interpretation of Scripture.

7. **Geographic Locations.** Often it's helpful to mark geographical locations, which tell you where an event takes place.

8. **Mark terms of conclusion.** Words such as "therefore", "thus", and "for this reason" indicate that a conclusion or summary is being made. You may want to underline them in the text.

9. **Identify chapter themes.** The theme of a chapter will center on the main person, event, teaching, or subject of that section of Scripture. Themes are often revealed by reviewing the key words and lists you developed. Try to express the theme as briefly as possible, using words found in the text.

INTERPRETATION - *Discover what it means*

While **observation** leads to an accurate understanding of what the Word of God says, **interpretation** goes a step further and helps you understand what it means.

As you seek to interpret the Bible accurately, the following guidelines will be helpful:

1. **Remember that context rules.**
   If you lay the solid foundation of observation, you will be prepared to consider each verse in the light of the surrounding verses, the book in which it is found, and the entire Word of God. As you study, ask yourself: Is my interpretation of a passage of Scripture consistent with the theme, purpose, and structure of the book in which it is found? Is it consistent with other Scripture about the same subject? Am I considering the historic and cultural context? Never take a Scripture out of its context to make it say what you want it to say. Discover what the author is saying; don't add to his meaning.

2. **Always seek the full counsel of the Word of God.**
   When you know God's Word thoroughly, you will not accept a teaching simply because someone has used one or two isolated verses to support it. You will be able to discern whether a teaching is biblical or not. Saturate yourself in the Word of God; it is your safeguard against wrong doctrine.

3. **Remember that Scripture will never contradict Scripture.**
   Remember, all Scripture is inspired by God. Therefore, Scripture will never contradict itself. Sometimes, however, you may find it difficult to reconcile two seemingly contradictory truths taught in Scripture, such as the sovereignty of God and the responsibility of man. Don't take a teaching to an extreme that God doesn't. Simply humble your heart in faith and believe what God says, even if you can't fully understand or reconcile it at the moment.

4. **Don't base your convictions on an obscure passage of Scripture.**
   An obscure passage is one in which the meaning is not easily understood. Because these passages are difficult to understand even when proper principles of interpretation are used, they should not be used as a basis for establishing doctrine.

5. **Interpret Scripture literally.**
   God spoke to us that we might know truth. Therefore, take the Word of God at face value —in its natural, normal sense. Look first for the clear teaching of Scripture, not a hidden meaning. Understand and recognize figures of speech and interpret them accordingly.

   Consider what is being said in the light of its literary style. For example, you will find more similes and metaphors in poetical and prophetic literature than in historical or biographical books. Interpret portions of Scripture according to their literary style.
   Some literary styles in the Bible are:
   Historical—Acts; ***Prophetic***—Revelation; ***Biographical***—Luke; ***Didactic*** (teaching)—Romans; ***Poetic***—Psalms; ***Epistle*** (letter)—2 Timothy; ***Proverbial***—Proverbs.

6. **Look for the single meaning of the passage.**
   Always try to understand what the author had in mind when you interpret a portion of the Bible. Don't twist verses to support a meaning that is not clearly taught. Unless the author of a particular book indicates that there is another meaning to what he says, let the passage speak for itself.

APPLICATION - *Discover how it works*

The first step in **application** is to find out what the Word of God says on any particular subject through accurate observation and correct interpretation of the text. Once you understand what the Word of God teaches, you are then obligated before God to accept that truth and to live by it.

Reproof exposes areas in your thinking and behavior that do not align with God's Word. Reproof is finding out where you have thought wrongly or have not been doing what God says is right. The application of reproof is to accept it and agree with God, acknowledging where you are wrong in thought or in behavior.

Correction is the next step in application, and often the most difficult. Many times correction comes by simply confessing and forsaking what is wrong. Other times, God gives very definite steps to take.

"All Scripture is inspired by God and profitable for teaching, for reproof, for correction, for training in righteousness; so that the man of God may be adequate, equipped for every good work." 2 Timothy 3:16-17

Precept™ Inductive Bible Study Method (from www.precept.org; used by permission)

Study Guide

Scripture References found at the back may be helpful.

Part 1 – The Old Covenant Prediction

1. Creation

- Many people today do not believe in creation or a creator God or even the first five books of the Bible. How should a person respond to this? How do we know what the Bible says is really true? What proof do we have? What can we say to someone who wants to know about Jesus—but isn't sure if they can believe what the Bible says? These days, we have to have an intelligent answer!

- These are just a few interesting sites; you can find many more… www.AnswersinGenesis.org…*linked to*…www.CreationMuseum.org. Enjoy sharing the virtual tour of the Creation Museum.

- Discuss what God did when He replaced the *leaves* with the *skins* and its ultimate meaning and fulfillment.

2. The Abrahamic Covenant

- This may be the first time you are introduced to the teaching of the Abrahamic Covenant. It is a powerful perspective with which to understand the Scriptures, and is the very "backbone" of the Bible. There are many different themes in the Bible, but they are all woven into this one great theme. The more we understand about this Covenant, the richer we will find Scripture to be—and the more we will understand God's heart towards His creation. What an amazing God we have!

- Discuss the "two parts" concept—the TOP LINE and the BOTTOM LINE of the Covenant. Using a concordance, find as many of the fifty-five passages that restate the BOTTOM LINE of the covenant as you can. Some are more obvious than others.

3. A One-Sided Covenant

- Why is the "one-sidedness" of this Covenant so important? Can we trust God to come through with what he says—enough to allow Him into every detail of our lives?
- Discuss the oath and its impact today (Hebrews 6:13-18). Compare God's covenant, or contract, with the ones we make.

4. Melchizedek

- Have you ever wondered what the story of this obscure man was all about? What is the significance of the fact that he was the "King of Salem" (Jerusalem) and "priest of God

...continues to...

Part 2 - Jesus, the Transition

Part 3 - The New Covenant Foundation

Part 4 - The New Covenant Expression

Part 5 - The New Covenant Conclusion

...sample Journal pages...

The Promise Story

Journal Notes

Part 1 - The Old Covenant Prediction

1. Creation

Part 2 – Jesus, the Transition

8. Jesus, the Promise for all Peoples

Part 4 - The New Covenant Expression



14. The Blessing of Abraham in the Believer

17. The Blessing of Abraham in World Missions

Part 5 – The New Covenant Conclusion

18. The Blessing of Abraham Today



20. Abraham will see His Day

A Perspective to Ponder

More Notes

Scripture References

1. Creation

1. *Genesis 2:2; Exodus 20:8–11, 31:12–17 Mark 2:27*
2. *Hebrews 4:1–16*
3. *Gen. 3:15–16*
4. *1 Peter 3:20–22*
5. *Gen. 11:1–9*
6. *Gen. 12:2–3*

2. Covenant

7. *Gen. 12:1–3, 13:14–17, 15:1–21, 17: 1–8, 22:16–18 and Gen. 18:18, 26:4, 28:14*

3. One-Sided

8. *Gen. 15:17*
9. *Gen. 22:16–18 Heb. 6:13–18*
10. *Heb. 6:17*

4. Melchizedek

11. *Gen. 14:17–20*
12. *Heb. 7:4–19*

5. Circumcision

13. *Gen. 15:6; Rom. 2:25–29, 4:9–12 Colossians 2:11–12*

6. Overview

14. *Ex. 25:16, 40:20*
15. *Ex. 20–23, 24:3–8, 31:18; Deuteronomy 31:24–26; Heb. 9:19*
16. *Ex. 20:1ff–to–Deut. 26:11–26, 29:20–21*
17. *Gen. 26:4–5, 39:9*
18. *Isaiah 53*

7. Blest Ones

19. *Gen. 12:6, 13:7 Gen. 15:18–21*
20. *Gen. 38*
21. *Gen. 39–50*
22. *Ex. 18:9–12*
23. *Joshua 6:25 Matthew 1:5*
24. *Book of Ruth*
25. *1 Samuel 29:9*
26. *1 Kings 10:1–13*
27. *1 Kings 17:9–24 Luke 4:26*
28. *2 Kings 5:1–14 Luke 4:27*
29. *Jonah 3:5–10*
30. *Daniel 4:37, 6:25–28*
31. *Esther 8:17*
32. *Ezra and Nehemiah*

8. Jesus

33. *Luke 1:55*
34. *Luke 2:30–32, 1:68–79*
35. *Acts 3:12–26, 13:16–23–32–33–38–39–41*
36. *Luke 24:27–44 Is 7:14, 49:1–53:1–ff–57:21*
37. *John 1:18; 1 Peter 2:21 Matt. 5:1–17–ff–7:29 Heb. 10:1–10 1John 3:8 Heb. – esp. 2:17, 4:14*
38. *John 1:1–3 Colossians 1:16 Heb. 1:10*
39. *Heb. 4:15, 7:26 2 Corinthians 5:21 Heb. 1:8; Matt. 28:19 2 Cor. 13:14*
40. *John 10:30,14:23 Acts 1:1–11 Mark 16:1–19 Gen. 3:15–16*
41. *John 8:56–59*

9. Jesus, Ministry

42. *Acts 3:26; John 1:11*
43. *Luke 4: 16–30*
44. *Matt. 4:25ff Isaiah 9:1–2*
45. *John 4:4–42*
46. *Matt. 8:5–13*
47. *Matt. 15:21–28*
48. *Luke 17:11–19*
49. *Luke 10:25–37*

10. New Covenant, Children

50. *Luke 22:20*
51. *Ex. 24:4ff*
52. *Heb. 8–11*
53. *Mark 15:38 Matt. 27:51*
54. *Rom. 2:23, 3:20, 28, Rom. 10:4 Galatians 3:24 2 Cor. 3:7–11 Rom. 8*
55. *Matt. 5:17–19 Col. 2:11–17 Ephesians 2:15*
56. *Heb. 10:16 Jeremiah 31:33*
57. *Matt. 22:34–40 Gal. 5:13–15, 6:2 Rom. 13:8 Matt. 7:12*
58. *Gen. 15:6, 22:16 Rom. 4*
59. *Rom. 2:25 Gal. 3–4*
60. *Rom. 2:17–29 1 Cor. 7:19*
61. *Gal. 6:12–15*
62. *Rom. 2:25–29, 4:9–12 Gal. 2–4:31; Col. 2:11–12*
63. *Gal. 2:21*
64. *John 1:11–13, 3:1–21*

...more pages...

Was I to Go?

Have you thought of taking the gospel
To lands across the sea?
"Lord, there are still so many people
Who would long to hear of Thee"

My heart has often felt this burden
Was it God's plan that I should go?
Now, too late to make that journey
I'll pray for others so they will know

Beverly Ann Toews (1950-2009)

For ease of writing on the
previous pages this DVD sleeve
is removable.

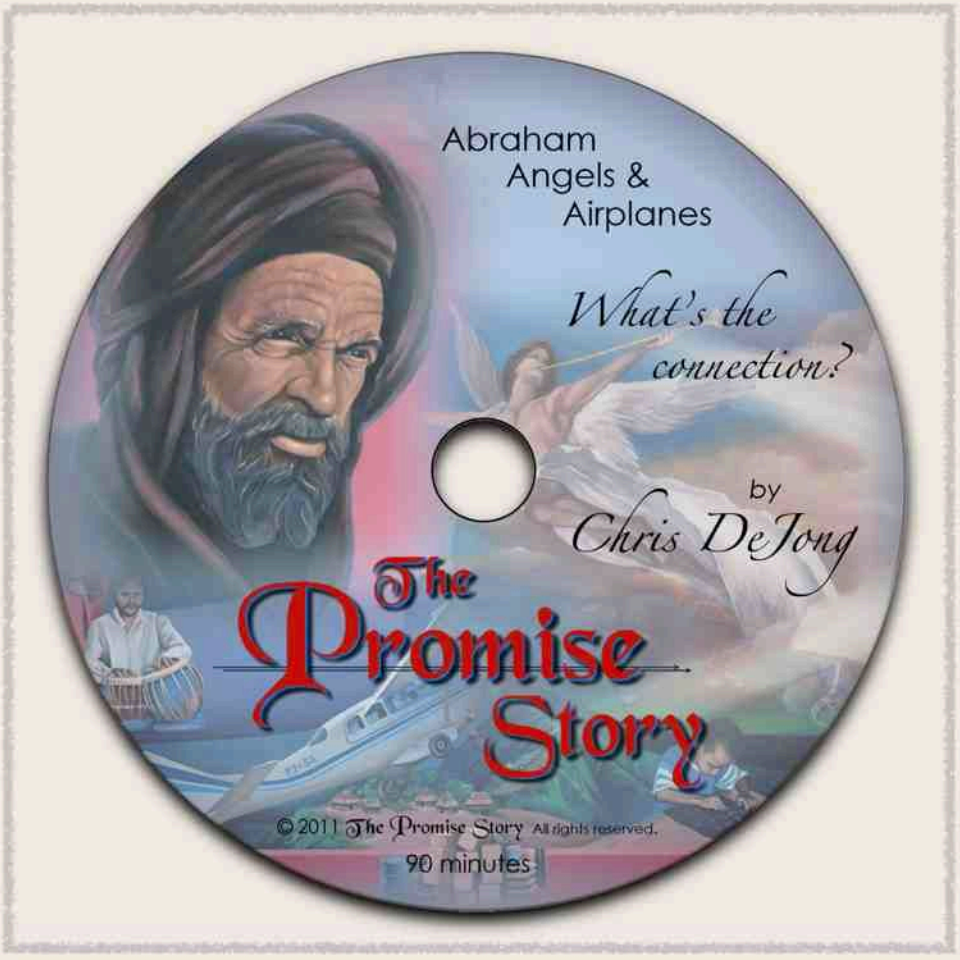

For best quality, this DVD containes the highest resolution .MOV file
of the teaching presentation and is therefore only for computers
(see instructions inside). Recommendation for best viewing is to
connect to larger TV screens, monitors and/or projectors.

While there is some teaching in this guide, the intent is more to create questions rather than to answer them.

God's Word is written for each one of us and if we ask Him, He will direct us to whatever it is that we need to know. Searching for and finding our own answers can have a much greater impact in our lives than having someone else give them to us. It must be God's Word that influences our thinking, not what other people say. *Don't even believe what I have written!*

Go ahead. Ask God to show you. You can trust Him.

Read from a Study Bible that is designed to cross-reference the Old Testament with the New Testament. If you highlight every verse in the NT that is a quote from the OT, and vise versa, you will be amazed at the cohesiveness of Scripture.

Do Inductive Bible Study to learn what the original intent, situation and meaning was; then make the application. Do word studies from the original Hebrew and Greek with a concordance.

Dig, study, question, pray and learn, learn, learn. The message and meaning of the words in the Bible have the power to change your life forever!

Chris DeJong

For more
information about
The Promise Story Book,
Coloring Book, prints, gifts and
other works by the artist, visit

www.thePromiseStory.com

The Promise 7' x 27' Oil on Canvas
by Chris DeJong

ISBN 978-0-9869542-1-4